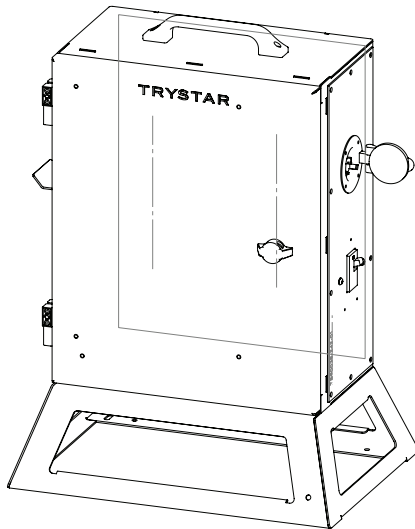


PORTABLE EV CHARGER

POWER DISTRIBUTION LINE



APPLICATION RANGE

Amperage 50A

Voltage 208V

STANDARD FEATURES

- NEMA 3R All aluminum construction
- Access Door
- Custom Powder Coat
- Custom UV-Printed Graphics
- Made in USA

CONFIGURATION

Available Input Options

- 50A California-style flanged inlet

Available Output Options

- 32A EV Charger Controlled with 18FT Extension cable and connector
- 40A Breaker Protection

RELATED PRODUCTS



[Spider Box Cable](#)



[2/5 Banded Cable](#)



[Power Cable](#)



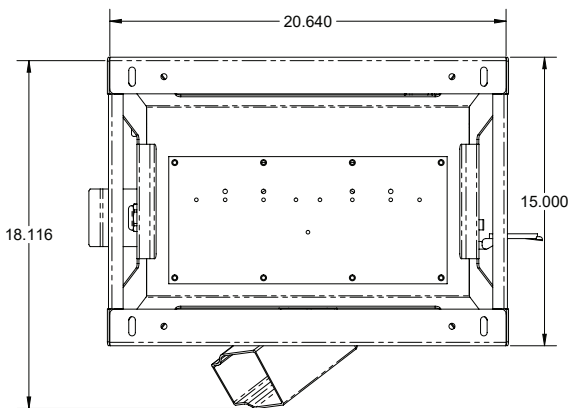
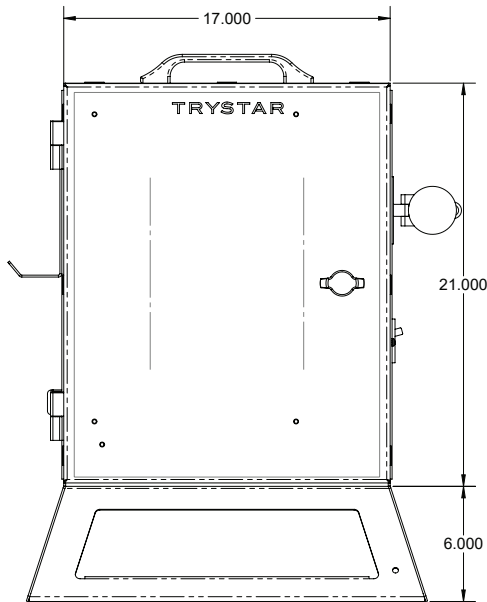
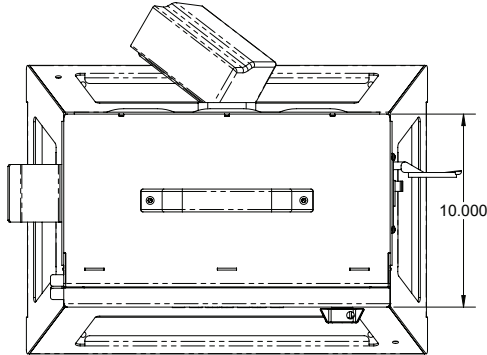
[Mini Tuff Panel](#)



[Tuff Panel](#)

PORTABLE EV CHARGER

POWER DISTRIBUTION LINE



*Dimensions are representative, specific final design details may vary.
**Charger cord not pictured.